

# 2016 Census Aboriginal Community Portrait

## Métis Settlements

2016 Census data for Aboriginal people (First Nations, Métis and Inuit) in private households<sup>1,2,3</sup> living in Métis Settlements.

4,645  
Population 2016

3,700  
Population 2006

26%  
Population change

27  
Median age

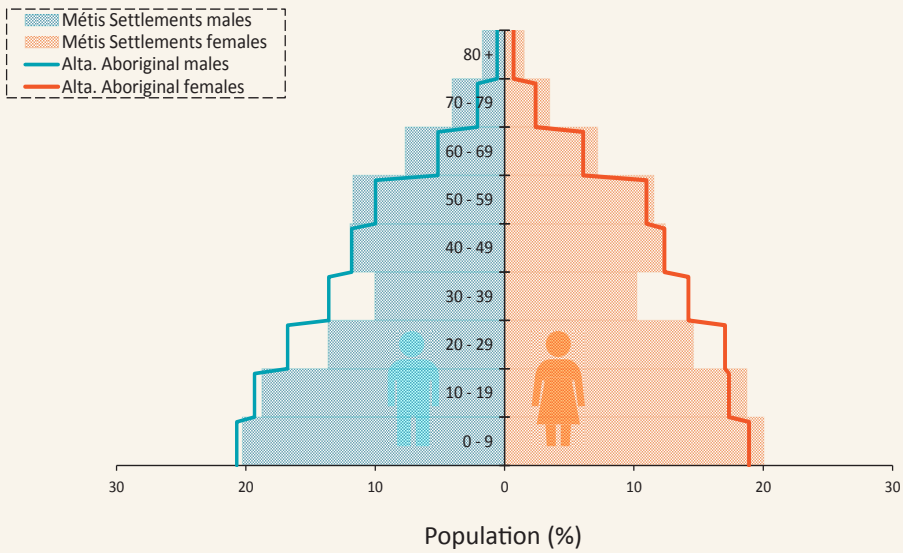
30%  
Under age 15

16%  
Aged 15 to 24

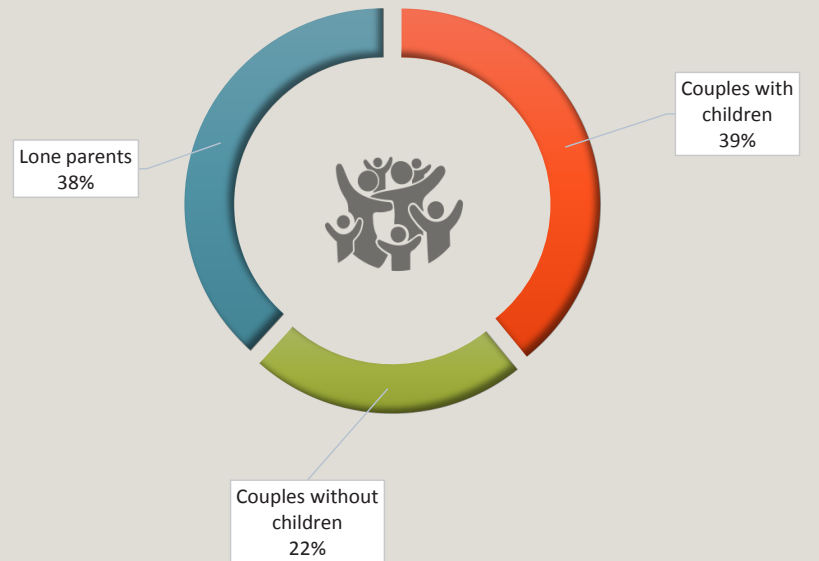
45%  
Aged 25 to 64

9%  
Aged 65 plus

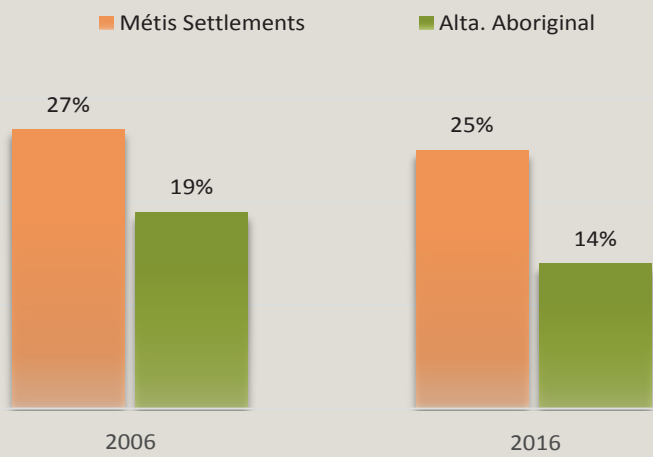
### AGE & SEX DISTRIBUTION



### FAMILY STRUCTURE<sup>4</sup>



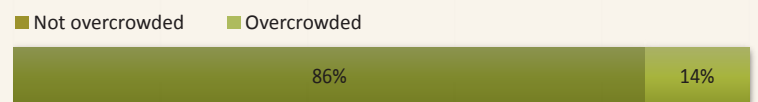
### KNOWLEDGE OF ABORIGINAL LANGUAGES



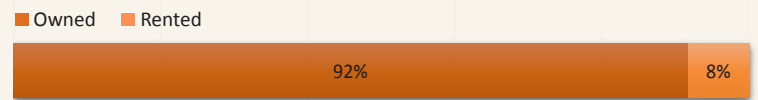
In the settlements, **1,120** spoke a **Cree language** in 2016.

### POPULATION BY HOUSING CHARACTERISTICS

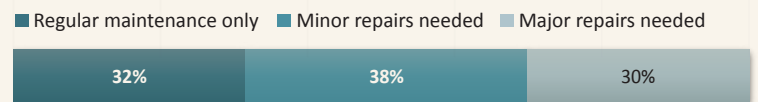
#### CROWDING<sup>5</sup>



#### TENURE

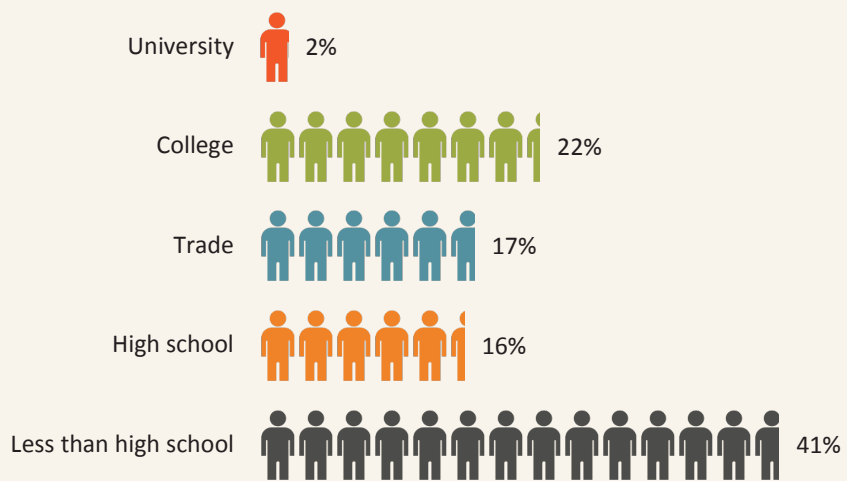


#### DWELLING CONDITION



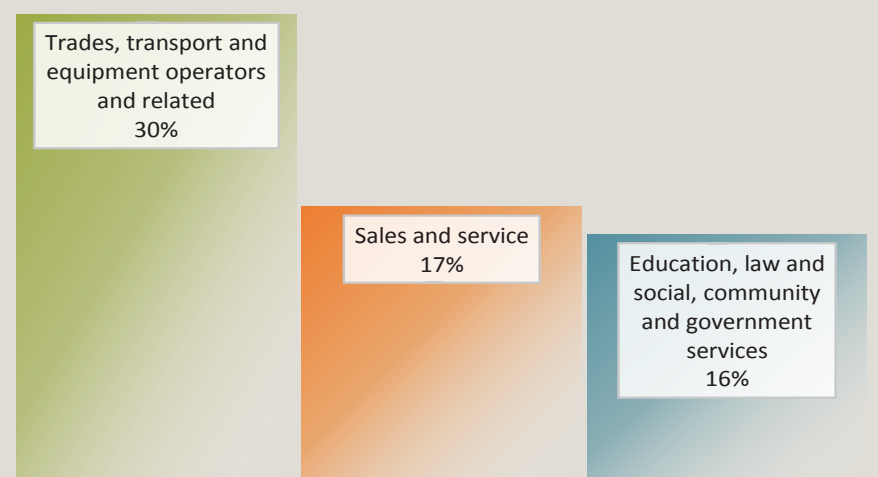
### EDUCATIONAL ATTAINMENT

(Aged 25 and over)



### TOP OCCUPATIONS

(Aged 15 and over)



### LABOUR & EARNINGS

(Aged 15 and over)

**54%** participation rate  
**39%** employment rate  
**26%** unemployment rate

**40%** of workers worked full year, full time in 2015  
**\$24,256** median employment income in 2015

**NOTES**  
 1. The term "Aboriginal" is used to be consistent with 2016 Census terminology.  
 2. For definitions, refer to the *2016 Census Dictionary* ([www12.statcan.gc.ca/census-recensement/2016/ref/dict/index-eng.cfm](http://www12.statcan.gc.ca/census-recensement/2016/ref/dict/index-eng.cfm)).  
 3. Percentages based on rounded data. This can have a noticeable impact on smaller populations.  
 4. Aboriginal census families include at least one spouse, partner or lone parent who reported being Aboriginal.  
 5. Overcrowded is defined as more than one person per room.

Source: Statistics Canada, Census of Population.  
 Catalogue Number: 41260001  
 Revised: October 2019

Partnership project between Statistics Canada and Indigenous Services Canada