







# Calgary CMA

Population change from 2016 to 2021,  
by census tract (CT)

Percentage change		Number of CTs
	≥ 10.0%	56
	5.0% to < 10.0%	29
	0.0% to < 5.0%	47
	< 0.0%	193
	Not available	3
	Census subdivision	

